



Try the Environmentally friendly  
Online version of this Brochure





### VitaE 6kW Cassette

<b>Output</b>	6kW
<b>Efficiency</b>	82.3%
<b>Fuel</b>	Wood*
<b>Flue</b>	127mm
<b>Weight</b>	66.5Kg
<b>Size mm</b>	680H x 547W x 355D (4 sided frame)

### VitaE 9kW Cassette

<b>Output</b>	9kW
<b>Efficiency</b>	81.7%
<b>Fuel</b>	Wood*
<b>Flue</b>	127mm
<b>Weight</b>	75Kg
<b>Size mm</b>	680H x 670W x 355D (4 sided frame)

### VitaE 11kW Cassette

<b>Output</b>	11kW
<b>Efficiency</b>	83.6%
<b>Fuel</b>	Wood*
<b>Flue</b>	153mm
<b>Weight</b>	84Kg
<b>Size mm</b>	680H x 797W x 355D (4 sided frame)

\*If burning solid fuel, a multifuel kit must be used. Sold separately.



### VitaE 5kW Landscape Cassette

<b>Output</b>	5kW
<b>Efficiency</b>	81.2%
<b>Fuel</b>	Wood
<b>Flue</b>	127mm
<b>Weight</b>	90Kg
<b>Size</b>	540H x 672W x 355D (4 sided frame)






### VitaE 8kW Landscape Cassette

<b>Output</b>	8kW
<b>Efficiency</b>	82.9%
<b>Fuel</b>	Wood
<b>Flue</b>	127mm
<b>Weight</b>	105Kg
<b>Size</b>	505H x 835W x 355D (4 sided frame)



### Multifuel kit

If burning coal, a multifuel kit must be used. This kit is available to purchase separately.

-  EcoDesign Compliant
-  External Air
-  Energy Efficiency Class

\*Wood moisture content should be below 20% for optimum burning.

# Customise your Vitae

- ✓ External air option available on all sizes.
- ✓ 2022 Compliant.
- ✓ Choice of steel frame or glass frame.
- ✓ Hidden handle or chrome handle option.



Glass Frame - Chrome Handle



Glass Frame - Hidden Handle



Steel Frame - Chrome Handle



Steel Frame - Hidden Handle



Vitae Hidden Handle





Vitae 8kW Landscape Cassette



Vitae 9kW Freestanding Cassette

Logstore also available for 6kW & 11kW



Vitae 6kW Cassette



Vitae 5kW Landscape Cassette



Vitae 9kW Cassette



# fireline™



### Fireline 5c Cassette Stove

<b>Output</b>	5kW
<b>Efficiency</b>	81%
<b>Fuel</b>	Wood*
<b>Flue</b>	127mm
<b>Weight</b>	80Kg
<b>Size mm</b>	595H x 493W x 347D (3-sided)

### Fireline 6.5c Cassette Stove

<b>Output</b>	6.5kW
<b>Efficiency</b>	78%
<b>Fuel</b>	Wood or Solid Fuel*
<b>Flue</b>	127mm
<b>Weight</b>	95Kg
<b>Size mm</b>	595H x 593W x 347D mm (3-sided)

### Fireline 8c Cassette Stove

<b>Output</b>	8kW
<b>Efficiency</b>	78.4%
<b>Fuel</b>	Wood or Solid Fuel*
<b>Flue</b>	127mm
<b>Weight</b>	118Kg
<b>Size mm</b>	595H x 743W x 347D mm (3-sided)



### Fireline Steel Stove 5kW FX5 (curved door) FP5 (square door)

<b>Output</b>	5kW
<b>Efficiency</b>	81.7%
<b>Fuel</b>	Wood or Solid Fuel*
<b>Flue</b>	127mm
<b>Weight</b>	66Kg
<b>Size mm</b>	509H x 404W x 292D

Available with a curved or square door.  
Available with logstore

### Fireline Steel Stove 5kW Wide FX5W (curved door) FP5W (square door)

<b>Output</b>	5kW
<b>Efficiency</b>	80.8%
<b>Fuel</b>	Wood or Solid Fuel*
<b>Flue</b>	127mm
<b>Weight</b>	72Kg
<b>Size mm</b>	569H x 479W x 306D

Available with a curved or square door.  
Available with logstore

### Fireline Steel Stove 8kW wide FX8 (curved door) FP8 (square door)

<b>Output</b>	8kW
<b>Efficiency</b>	81.1%
<b>Fuel</b>	Wood or Solid Fuel*
<b>Flue</b>	127mm
<b>Weight</b>	83Kg
<b>Size mm</b>	569H x 489W x 356D

Available with a curved or square door.  
Available with logstore



### Woodtec 5 Stove on stand

<b>Output</b>	5kW
<b>Efficiency</b>	81.1%
<b>Fuel</b>	Wood*
<b>Flue</b>	127mm
<b>Weight</b>	75Kg
<b>Size mm</b>	624H x 414W x 290D (varies without stand)

Also available with logstore or freestanding

### Woodtec 5 Wide Stove

<b>Output</b>	5kW
<b>Efficiency</b>	80.2%
<b>Fuel</b>	Wood*
<b>Flue</b>	127mm
<b>Weight</b>	89Kg
<b>Size mm</b>	548H x 514W x 293D

Also available with low leg stand or logstore

### Woodtec 5 Extra Wide Stove on logstore

<b>Output</b>	5kW
<b>Efficiency</b>	81.2%
<b>Fuel</b>	Wood*
<b>Flue</b>	127mm
<b>Weight</b>	96Kg
<b>Size mm</b>	784H x 564W x 295D (varies without logstore)

Also available with low leg stand or freestanding



Woodtec 5W Deep Stove on Logstore

Output	5kW
Efficiency	80.5%
Fuel	Wood*
Flue	127mm
Weight	101Kg
Size mm	784H x 514W x 343D

Also available with stand or freestanding



Fireline 6.5c Cassette Stove



Woodtec 5 Wide Stove on logstore



Fireline 8c Cassette Stove



SPARE PARTS  
available  
[heatdesignspares.ie](http://heatdesignspares.ie)

Woodtec 5W Stove



Purevision PVR Cylindrical Stove (with low logstore)

<b>Output</b>	5kW
<b>Efficiency</b>	76.8%
<b>Fuel</b>	Multifuel
<b>Flue</b>	127mm
<b>Weight</b>	105Kg
<b>Size mm</b>	994H x 465W x 465D

*Also available with high logstore, low & high pedestal, wall-mounted*



Purevision PV5 Stove (freestanding)

<b>Output</b>	5kW
<b>Efficiency</b>	82%
<b>Fuel</b>	Multifuel
<b>Flue</b>	127mm
<b>Weight</b>	105Kg
<b>Size mm</b>	600H x 454W x 425D

*Also available in 5W and Slimline, pedestal and logstore options*



Purevision LPV8 Stove (with logstore)

<b>Output</b>	8kW
<b>Efficiency</b>	76.5%
<b>Fuel</b>	Wood Logs
<b>Flue</b>	127mm
<b>Weight</b>	132Kg
<b>Size mm</b>	550H x 750W x 358D

*Also available in 5kW. Available freestanding with logstore, wall mounted, leg stand or pedestal stand*



HPV5W Heritage Curved Door Stove

<b>Output</b>	5kW
<b>Efficiency</b>	80.5%
<b>Fuel</b>	Multifuel
<b>Flue</b>	127mm
<b>Weight</b>	105Kg
<b>Size mm</b>	616H x 504W x 350D

*Available standard or wide, square or curved door, logstore and canopy option*



CPV5W Classic Slimline Stove

<b>Output</b>	5kW
<b>Efficiency</b>	82.5%
<b>Fuel</b>	Multifuel
<b>Flue</b>	127mm
<b>Weight</b>	130Kg
<b>Size mm</b>	720H x 610W x 410D



Purevision PVR Cylindrical Stove on low pedestal





### Ashcott 5kW

<b>Output</b>	4.7kW	<b>Flue</b>	125 mm
<b>Efficiency</b>	80.3%	<b>Weight</b>	70kg
<b>Fuel</b>	Wood*	<b>Size mm</b>	575H x 424W x 370D

*Also available with logstore, pedestal & wide*



### Churchill 5kW Dual Control

<b>Output:</b>	5kW	<b>Flue</b>	125mm
<b>Efficiency:</b>	77.4%	<b>Weight</b>	90Kg
<b>Fuel:</b>	Wood or Smokeless fuel*	<b>Size mm</b>	614H x 505W x 388D

*Also available in 8kW*



### Woodland Freestanding 5kW Dual Control

<b>Output:</b>	5kW	<b>Flue:</b>	125mm
<b>Efficiency:</b>	81%	<b>Weight:</b>	100Kg
<b>Fuel:</b>	Wood*	<b>Size mm:</b>	615H x 570W x 340D

*Available with Logstore and Double Sided*



### Churchill 10kW

<b>Output</b>	10kW	<b>Flue</b>	150mm
<b>Efficiency</b>	81%	<b>Weight</b>	110Kg
<b>Fuel</b>	Wood or Smokeless Fuel*	<b>Size mm</b>	665H x 710W x 480D

*Also available in 5 and 8kW*



SPARE PARTS  
available  
[heatdesignspares.ie](http://heatdesignspares.ie)

Ashcott 5kW Wide on logstore

\*Wood moisture content should be below 20% for optimum burning.

All details correct at time of press and may change without notice. E&OE. Images for illustration purposes only. All dimensions are approximate and are subject to change without prior notice.





Loxton 5kW Freestanding Dual Control

<b>Output</b>	5kW	<b>Flue</b>	125mm
<b>Efficiency</b>	79.5%	<b>Weight</b>	71Kg
<b>Fuel</b>	Wood or Smokeless fuel*	<b>Size mm</b>	614H x 505W x 332D

Available in 3kW, 8kW and 10kW

\*Wood moisture content should be below 20% for optimum burning.



Woodland Large Logstore

<b>Output</b>	7.5kW	<b>Flue</b>	150mm
<b>Efficiency</b>	79.3%	<b>Weight</b>	124Kg
<b>Fuel</b>	Wood or Smokeless fuel*	<b>Size mm</b>	875H x 570W x 425D

Also available freestanding



Christon 550 with legs

<b>Output</b>	4.8kW	<b>Flue</b>	125mm
<b>Efficiency</b>	77.8%	<b>Weight</b>	85Kg
<b>Fuel</b>	Wood*	<b>Size mm</b>	650H x 550W x 360D

Also available with logstore or as inset



Christon 750 Logstore

<b>Output</b>	8.7kW	<b>Flue</b>	150mm
<b>Efficiency</b>	78.4%	<b>Weight</b>	150Kg
<b>Fuel</b>	Wood*	<b>Size mm</b>	800H x 750W x 360D

Also available freestanding or as inset



Woodland 5kW with Logstore



Loxton 8kW with Logstore



**Uniq 37 Pedestal**

<b>Output</b>	7.2kW	<b>Flue</b>	125mm
<b>Efficiency</b>	78%	<b>Weight</b>	95Kg
<b>Fuel</b>	Wood*	<b>Size mm</b>	1150H x 506W x 448D

*Available in logstore, large, compact and wall hung*



**Uniq 44**

<b>Output</b>	5kW	<b>Flue</b>	125mm
<b>Efficiency</b>	80%	<b>Weight</b>	82Kg
<b>Fuel</b>	Wood*	<b>Size mm</b>	736H x 477W x 374D



**Uniq 35 freestanding**

<b>Output</b>	4.3kW	<b>Flue</b>	125mm
<b>Efficiency</b>	80.3%	<b>Weight</b>	95Kg
<b>Fuel</b>	Wood & Smokeless Fuel*	<b>Size mm</b>	595H x 390W x 350D

*Also available with legs or as an inset*



**Uniq 37 Compact**

<b>Output</b>	7.2kW	<b>Flue</b>	125mm
<b>Efficiency</b>	78%	<b>Weight</b>	85Kg
<b>Fuel</b>	Wood*	<b>Size mm</b>	815H x 596W x 448D





Bassington Eco 5kW in Matt Black / standard legs

<b>Output</b>	5kW	<b>Flue</b>	125mm
<b>Efficiency</b>	84%	<b>Weight</b>	99Kg
<b>Fuel</b>	Multifuel	<b>Size mm</b>	615H x 500W x 324D

Also available in warm white. Option of standard, baseline or skirted legs



Bassington Eco 5kW Warm White / baseline legs

<b>Output</b>	5kW	<b>Flue</b>	125mm
<b>Efficiency</b>	84%	<b>Weight</b>	99Kg
<b>Fuel</b>	Multifuel	<b>Size mm</b>	615H x 500W x 317D

Also available in black. Option of standard, baseline or skirted legs



Vega Edge 200 Eco Slim

<b>Output</b>	5kW	<b>Flue</b>	125mm
<b>Efficiency</b>	84%	<b>Weight</b>	90Kg
<b>Fuel</b>	Multifuel	<b>Size mm</b>	590H x 501W x 336D

Also available in black.



Bassington Eco 5kW Compact / standard legs

<b>Output</b>	5kW	<b>Flue</b>	125mm
<b>Efficiency</b>	82.5%	<b>Weight</b>	57Kg
<b>Fuel</b>	Multifuel	<b>Size mm</b>	575H x 383W x 307D

Available with Skirted, Baseline or Standard Legs.

For more Penman stoves, visit [www.heatdesign.ie](http://www.heatdesign.ie) and view the **Penman brochure**





Classic 5 Eco Black

<b>Output</b>	4.9kW
<b>Efficiency</b>	79%
<b>Fuel</b>	Multi Fuel*
<b>Flue</b>	125mm
<b>Weight</b>	82.5kg
<b>Size mm</b>	591H x 404W x 324D



Classic 8 Eco Black

<b>Output</b>	5kW
<b>Efficiency</b>	84%
<b>Fuel</b>	Multi Fuel*
<b>Flue</b>	125mm
<b>Weight</b>	91kg
<b>Size mm</b>	655H x 570W x 334D



Classic 8 Eco Warm White

<b>Output</b>	5kW
<b>Efficiency</b>	84%
<b>Fuel</b>	Multi Fuel*
<b>Flue</b>	125mm
<b>Weight</b>	91kg
<b>Size mm</b>	655H x 570W x 334D



Tiger Eco

<b>Output</b>	5kW
<b>Efficiency</b>	78%
<b>Fuel</b>	Multi Fuel*
<b>Flue</b>	125mm
<b>Weight</b>	96kg
<b>Size mm</b>	644H x 522W x 356D

*Also available in Tiger Cub Eco 4kW*





## San Remo 5kW Slim Wide on plinth

<b>Output</b>	5kW
<b>Efficiency</b>	82.5%
<b>Fuel</b>	Multifuel
<b>Flue</b>	125mm
<b>Weight</b>	80Kg
<b>Size mm</b>	580H x 428W x 325D

Available in 5kW Slim and 8kW Slim



## San Remo 8kW Slim on logstore

<b>Output</b>	8kW
<b>Efficiency</b>	82.5%
<b>Fuel</b>	Multifuel
<b>Flue</b>	125mm
<b>Weight</b>	85Kg
<b>Size mm</b>	750H x 494W x 328D

Available in 5kW Slim and 5kW Slim Wide



## San Remo 8kW Slim

<b>Output</b>	8kW
<b>Efficiency</b>	79.4%
<b>Fuel</b>	Multifuel
<b>Flue</b>	125mm
<b>Weight</b>	73Kg
<b>Size mm</b>	550H x 490W x 321D

Available in 5kW Slim and 5kW Slim Wide.  
Plinths and Logstores available for all sizes

\*Wood moisture content should be below 20% for optimum burning.

## HD HEAT DESIGN™



## HD 5 Black Insert V2

<b>Output</b>	5kW
<b>Efficiency</b>	83.8%
<b>Fuel</b>	Multifuel*
<b>Flue</b>	127mm
<b>Weight</b>	78Kg
<b>Size mm</b>	593H x 485W x 274D



## San Remo 5kW Slim on a logstore



Atlantic 501

**Output** 8kW  
**Efficiency** 79%  
**Fuel** Wood\*  
**Flue** 150mm  
**Weight** 78Kg  
**Size mm** 850H x 500W x 400D



Atlantic 601

**Output** 12kW  
**Efficiency** 85%  
**Fuel** Wood\*  
**Flue** 150mm  
**Weight** 90Kg  
**Size mm** 850H x 600W x 400D



Adour 500 ST

<b>Output</b> 5.5kW	<b>Flue</b> 150mm
<b>Efficiency</b> 77%	<b>Weight</b> 65Kg
<b>Fuel</b> Wood*	<b>Size mm</b> 490H x 490W x 400D



Gold Plus 1000

<b>Output</b> 11kW	<b>Flue</b> 200mm
<b>Efficiency</b> 83%	<b>Weight</b> 132Kg
<b>Fuel</b> Wood*	<b>Size mm</b> 520H x 1000W x 478D

Also available in Gold Plus 800



Biarritz

**Output** 9kW  
**Efficiency** 77%  
**Fuel** Wood\*  
**Flue** 150mm  
**Weight** 120Kg  
**Size mm** 765H x 635W x 395D



SPARE PARTS available  
[heatdesignspares.ie](http://heatdesignspares.ie)

All details correct at time of press and may change without notice. E&OE.  
 Images for illustration purposes only.  
 All dimensions are approximate and are subject to change without prior notice.



# Double sided Stoves



Loxton 8kW Double Sided

<b>Output</b>	8.2kW	<b>Flue:</b>	150 mm
<b>Efficiency</b>	77%	<b>Weight:</b>	130kg
<b>Fuel</b>	Wood or smokeless fuel*	<b>Size mm:</b>	660H x 510W x 520D

Available with or without logstore



Churchill 8kW Double Sided Logstore

<b>Output</b>	8.2kW	<b>Flue:</b>	150mm
<b>Efficiency</b>	77%	<b>Weight:</b>	140Kg
<b>Fuel</b>	Wood or smokeless fuel*	<b>Size mm:</b>	965H x 510W x 520D

Available with or without logstore



Woodland 8kW Double Sided

<b>Output</b>	8kW	<b>Flue</b>	125mm
<b>Efficiency</b>	75.7%	<b>Weight</b>	85Kg
<b>Fuel</b>	Wood*	<b>Size mm</b>	620H x 570W x 430D

Also available with Logstore



Nickel 1000 Double Sided

<b>Output</b>	17kW	<b>Flue</b>	200mm
<b>Efficiency</b>	80%	<b>Weight</b>	140Kg
<b>Fuel</b>	Wood*	<b>Size mm</b>	595H x 1000W x 510D

Also Available in 700 and 800

\*Wood moisture content should be below 20% for optimum burning.

All dimensions are approximate and are subject to change without prior notice.



Nickel 1000



# HD HEAT DESIGN™

60 Hawthorn Road, Western Industrial Estate,  
Dublin 12, D12 E2WF, Ireland.  
Tel +353 1 408 9192 Fax +353 1 408 9193  
info@heatdesign.ie

[www.heatdesign.ie](http://www.heatdesign.ie)

SPARE PARTS  
available  
[heatdesignspares.ie](http://heatdesignspares.ie)

Autumn 2023